



**PRISM HARDSCAPES**  
Outdoor Living Products





# We believe in spaces that are designed for living, for making memories, for enjoying life.

Prism Hardscapes is a progressive company that focuses on outdoor living products. We are committed to current architectural trends, visionary designs, coupled with handcrafted processes, allowing for a beautiful and affordable outdoor living space. We intend to be on the forefront of exceptional product design, quality, and value.

Backed by 100 years of experience, Natco Home is a family owned business that was established in 1917. Natco Home is one of the largest and most respected companies in the Home Textiles, and outdoor living products industry with wholly owned manufacturing facilities in Georgia, Maine, California and Toronto, as well as several joint ventures in China, Poland, Egypt, Turkey and Mexico. Natco Home delivers today's hottest home fashion colors and designs at surprisingly affordable price points.

2019

06	Tavola 1	17	Moderno 3
06	Tavola 2	17	Moderno 4
07	Tavola 3	18	Pentola 1
07	Tavola 4	18	Pentola 2
08	Tavola 5	19	Pentola 3
08	Tavola 6	19	Scatola
11	Portos	21	Pebble
13	Burners <i>*New For 2019</i>	21	Rotondo
14	Tavola 42 <i>*New For 2019</i>	22	Lombard
14	Moderno 5 <i>*New For 2019</i>	22	Embarcadero
16	Moderno 1	23	Propane Enclosures
16	Moderno 2	25	Color Options & Rock Media





# CRAFTSMANSHIP

From concept, to finished product, the craftsman element is present in every aspect of our process. Each of our products have been hand-crafted using our custom patina finishing process, guaranteeing a one-of-a-kind creation with subtle variation.







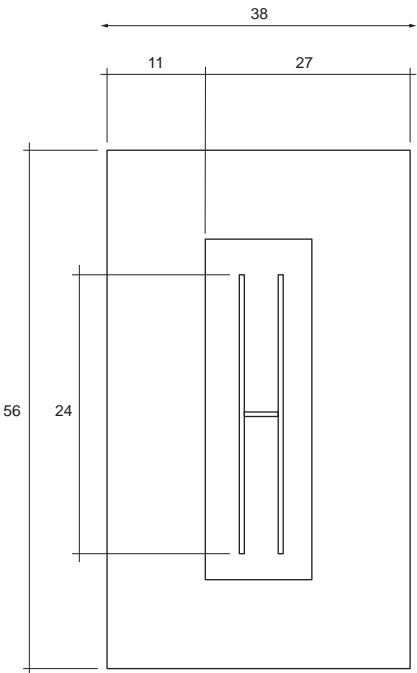
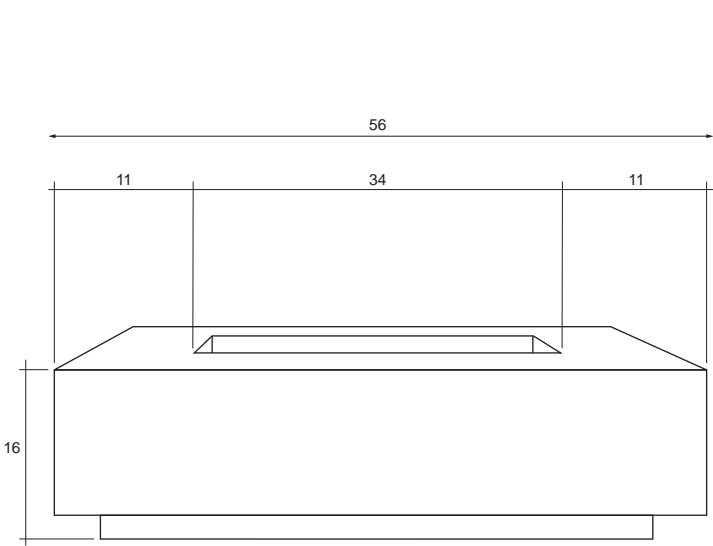




# Tavola 1



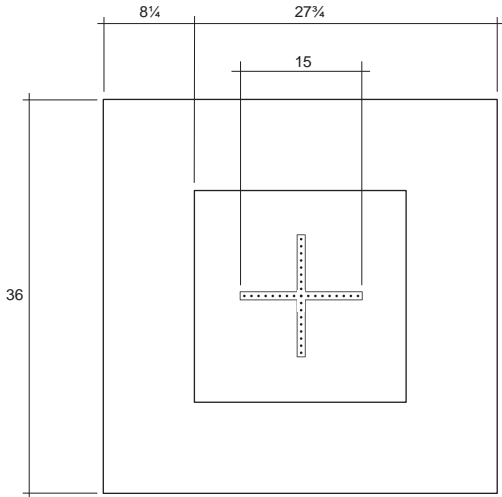
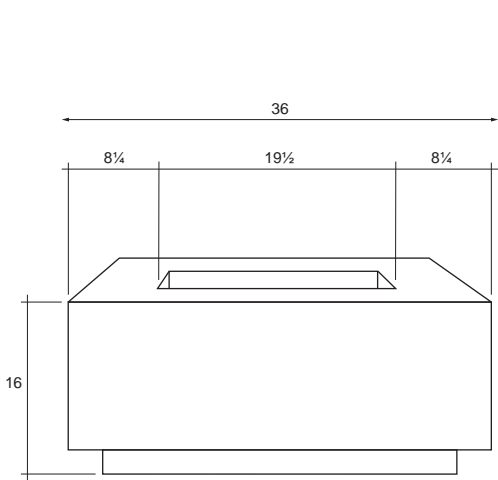
SPECIFICATIONS	
Width	38"
Length	56"
Height	16"
Surface	11"
Burner Size	24" / 65,000 BTU
Weight	360 lbs.
Fuel Source	LP or NG
Ignition	Key Valve
Materials	Glass fiber reinforced cement



# Tavola 2



SPECIFICATIONS	
Width	36"
Length	36"
Height	16"
Surface	8 1/4"
Burner Size	15" / 65,000 BTU
Weight	240 lbs.
Fuel Source	LP or NG
Ignition	Key Valve
Materials	Glass fiber reinforced cement

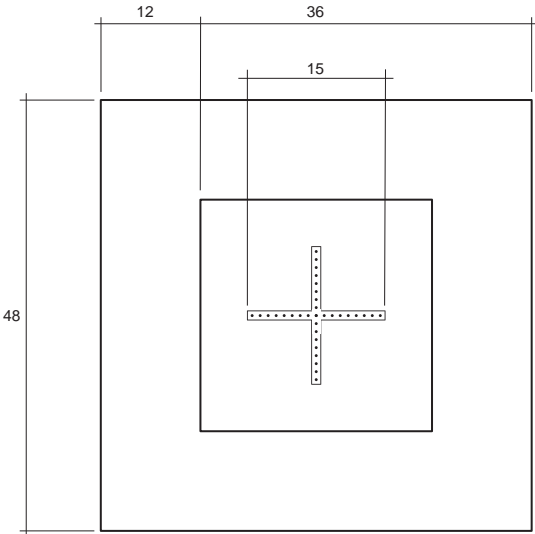
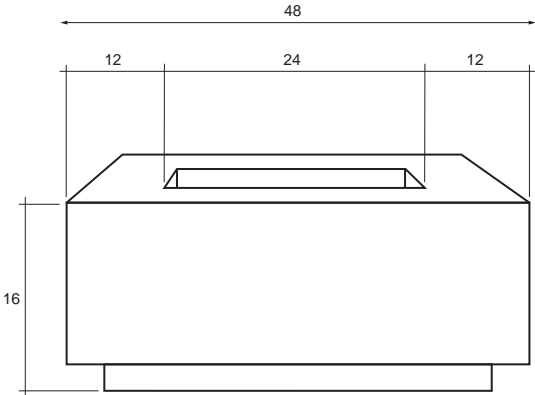




# Tavola 3



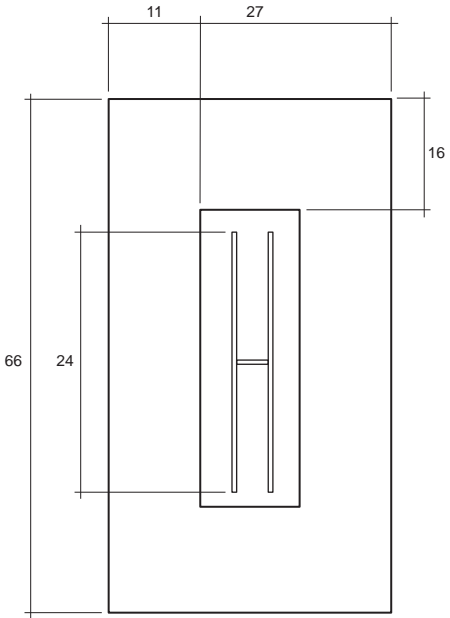
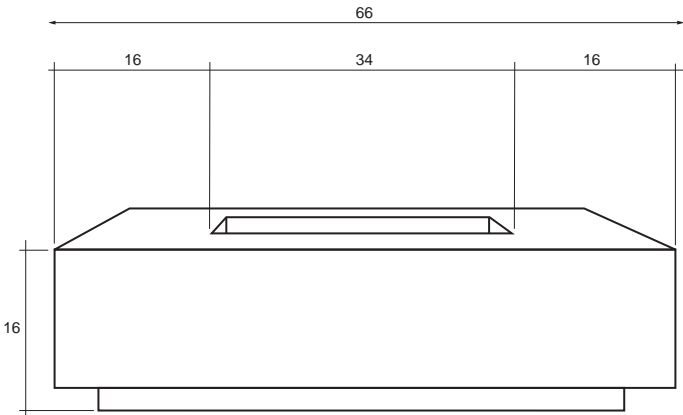
SPECIFICATIONS	
Width	48"
Length	48"
Height	16"
Surface	12"
Burner Size	15" / 65,000 BTU
Weight	450 lbs.
Fuel Source	LP or NG
Ignition	Key Valve
Materials	Glass fiber reinforced cement



# Tavola 4



SPECIFICATIONS	
Width	38"
Length	66"
Height	16"
Surface	16" / 11"
Burner Size	24" / 65,000 BTU
Weight	500 lbs.
Fuel Source	LP or NG
Ignition	Key Valve
Materials	Glass fiber reinforced cement

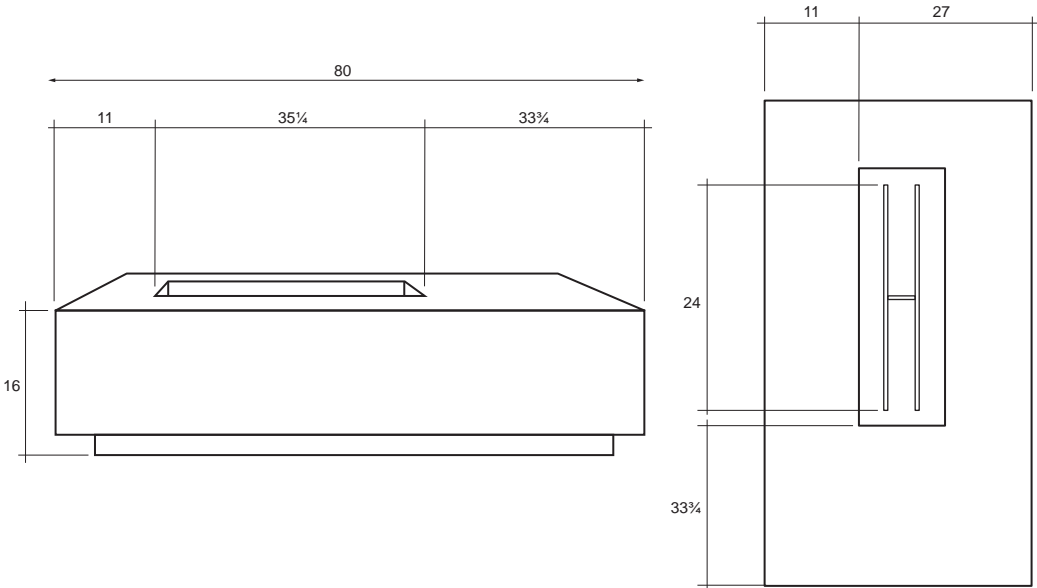




# Tavola 5



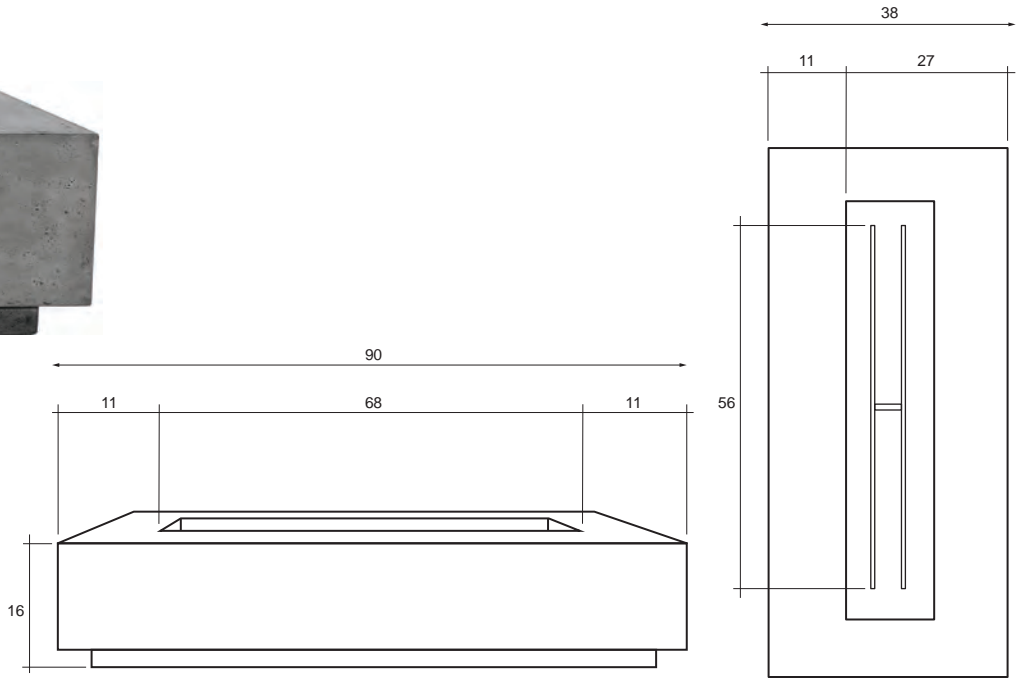
SPECIFICATIONS	
Width	38"
Length	80"
Height	16"
Surface	11" / 33¾"
Burner Plate Size	33¾" x 16" / 65,000 BTU
Weight	650 lbs.
Fuel Source	LP or NG
Ignition	Key Valve
Materials	Glass fiber reinforced cement



# Tavola 6



SPECIFICATIONS	
Width	38"
Length	90"
Height	16"
Surface	11"
Burner Plate Size	68" x 16" / 65,000 BTU
Weight	650 lbs.
Fuel Source	LP or NG
Ignition	Key Valve
Materials	Glass fiber reinforced cement









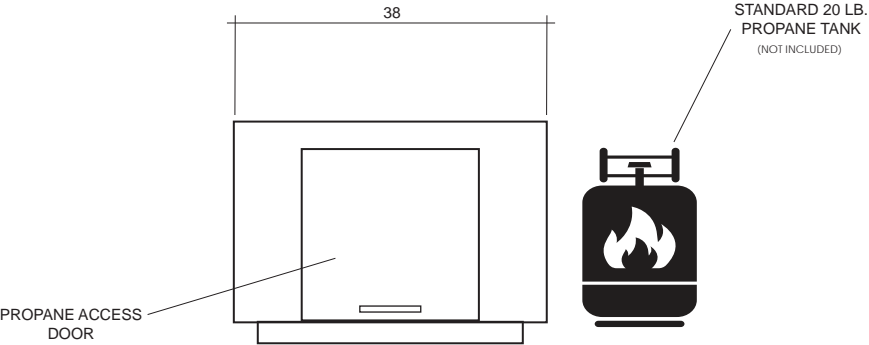
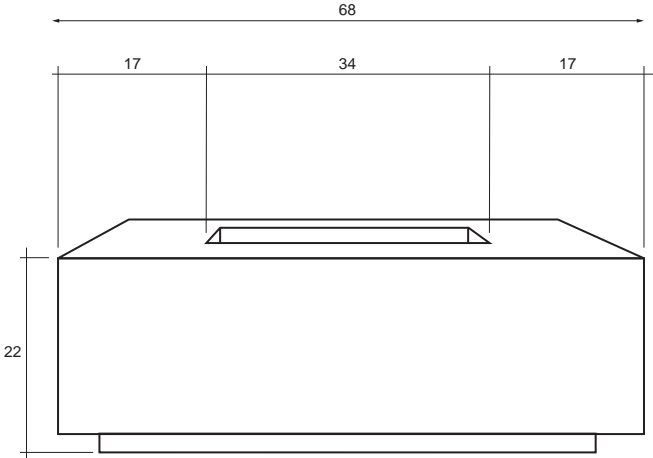





# Portos (Enclosed Propane Unit)



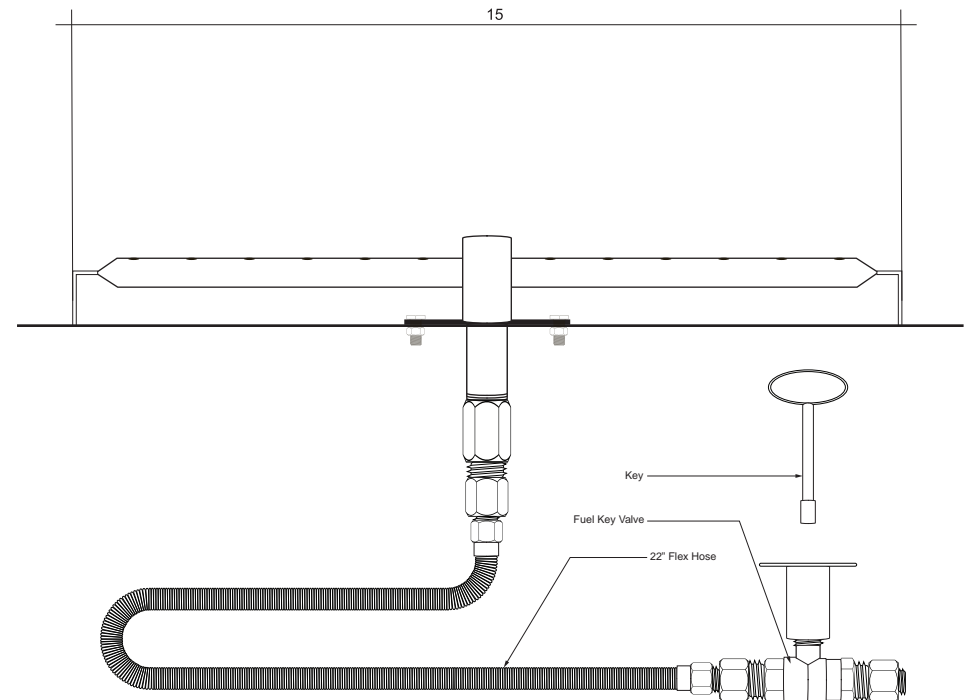
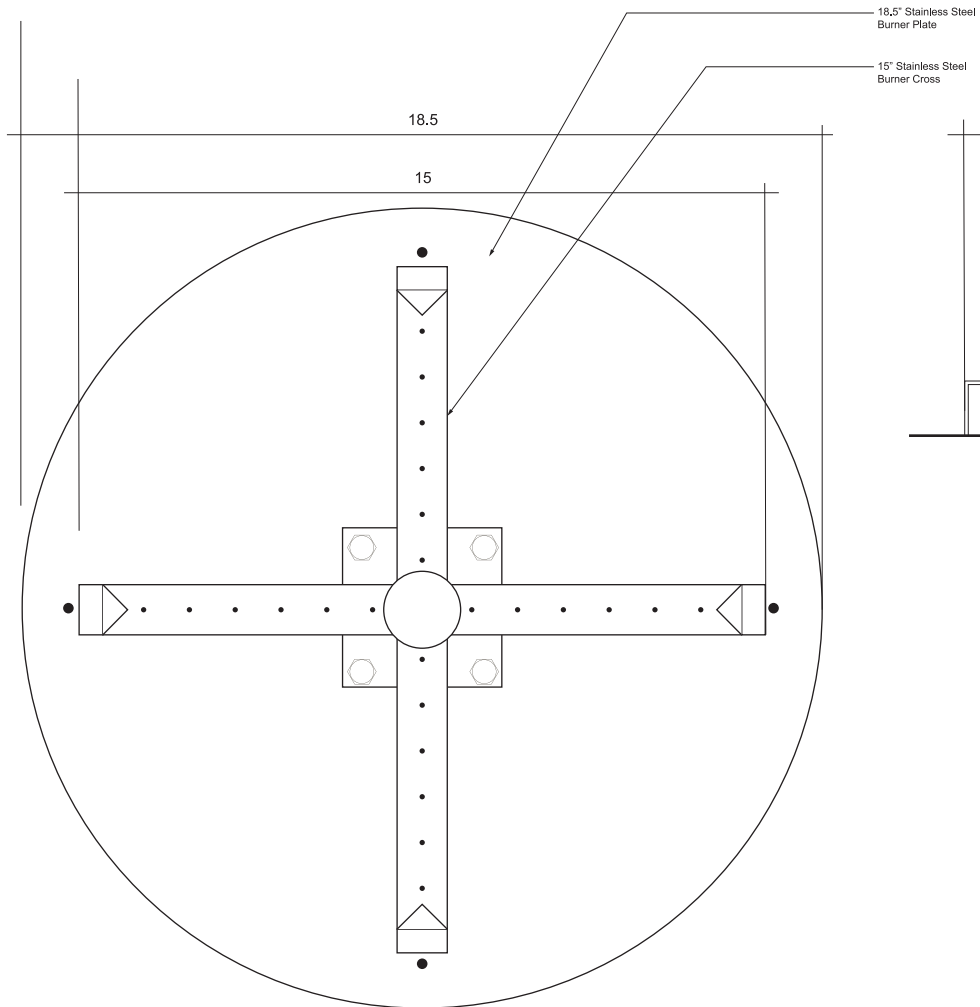
SPECIFICATIONS	
Width	38"
Length	68"
Height	22"
Surface	17" / 11"
Burner Size	24" / 65,000 BTU
Weight	550 lbs.
Fuel Source	LP or NG
Ignition	Key Valve
Materials	Glass fiber reinforced cement











**New Cross Burner Specifications**

- Made in the USA
- 65,000 BTU's
- Key Valve Ignition
- 304 Stainless Steel
- Tested to meet CSA/ANSI standards
- 2-year Warranty





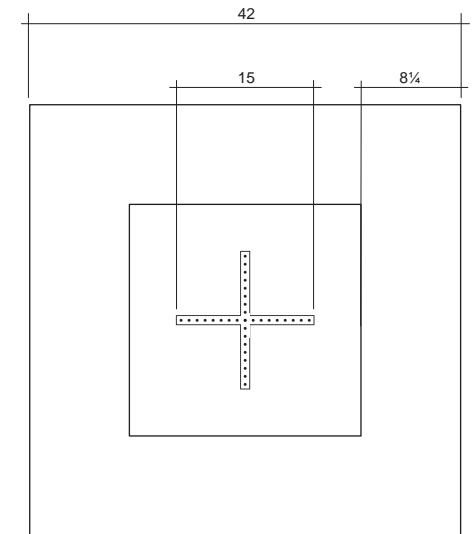
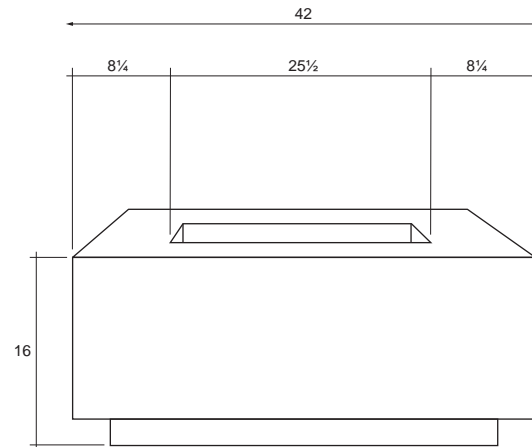
# Tavola 42

**NEW FOR 2019**



## SPECIFICATIONS

Width	42"
Length	42"
Height	16"
Surface	8 1/4"
Burner Size	15" / 65,000 BTU
Weight	360 lbs.
Fuel Source	LP or NG
Ignition	Key Valve
Materials	Glass fiber reinforced cement

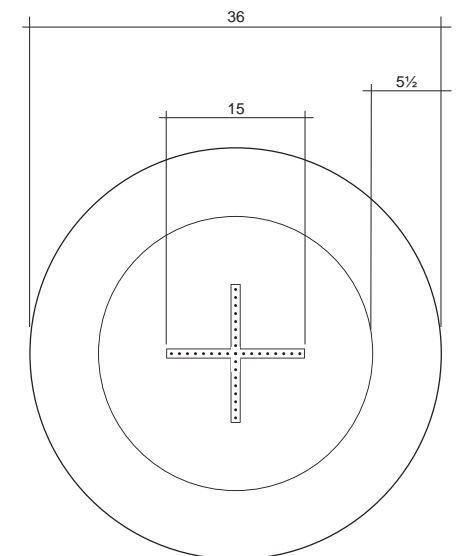
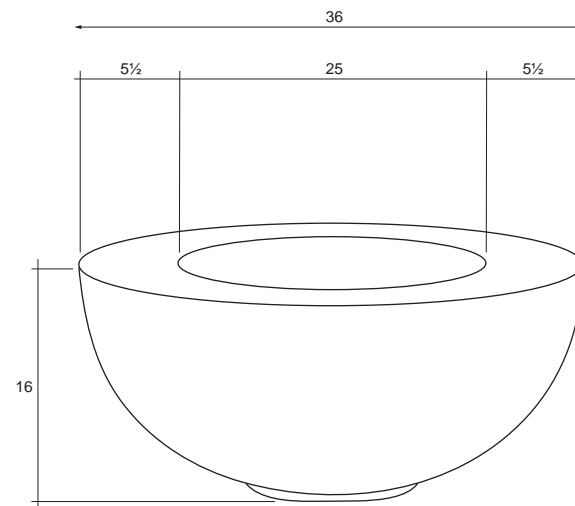


# Moderno 5



## SPECIFICATIONS

Diameter	36"
Height	16"
Burner Size	15" / 65,000 BTU
Weight	105 lbs.
Fuel Source	LP or NG
Ignition	Key Valve
Materials	Glass fiber reinforced cement





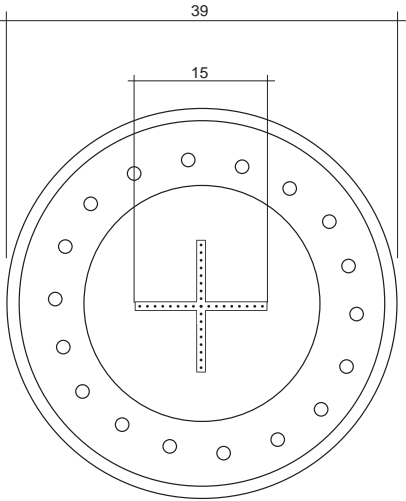
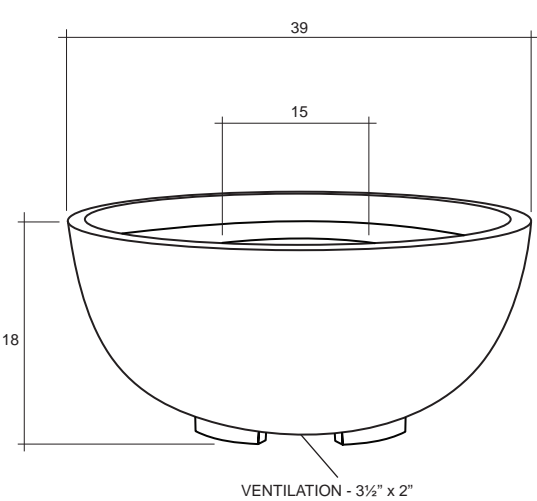




# Moderno 1



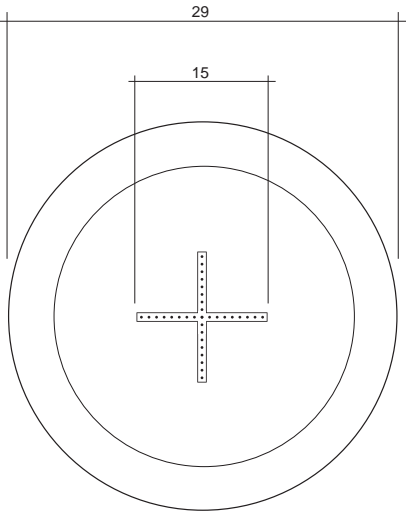
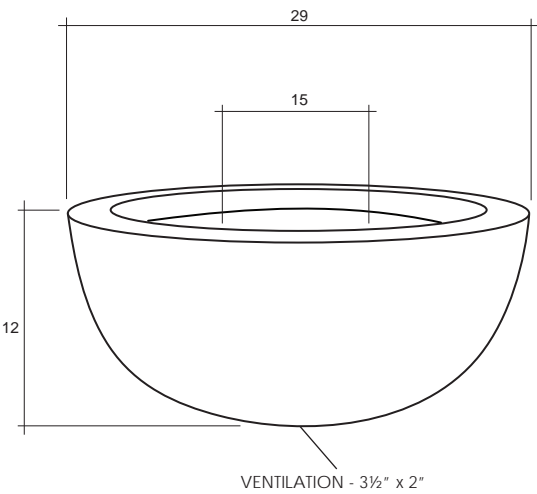
SPECIFICATIONS	
Diameter	39"
Bottom Diameter	16"
Height	18"
Burner Size	15" / 65,000 BTU
Weight	210 lbs.
Fuel Source	LP or NG
Ignition	Key Valve
Materials	Glass fiber reinforced cement



# Moderno 2



SPECIFICATIONS	
Diameter	29"
Bottom Diameter	14"
Height	12"
Burner Size	15" / 65,000 BTU
Weight	90 lbs.
Fuel Source	LP or NG
Ignition	Key Valve
Materials	Glass fiber reinforced cement

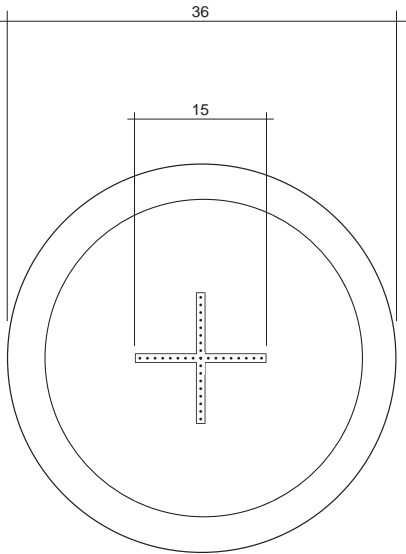
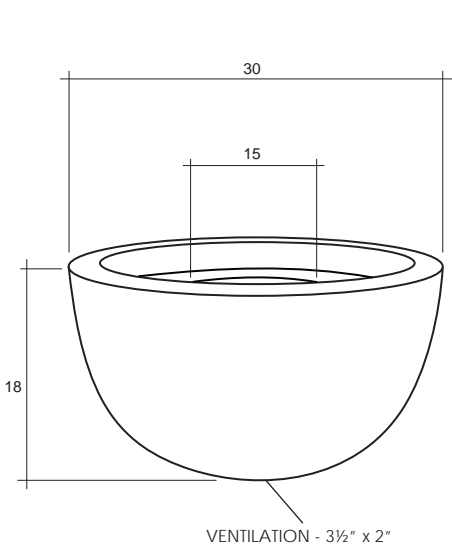




# Moderno 3



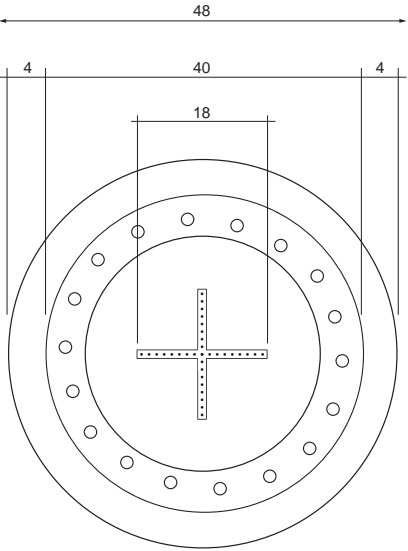
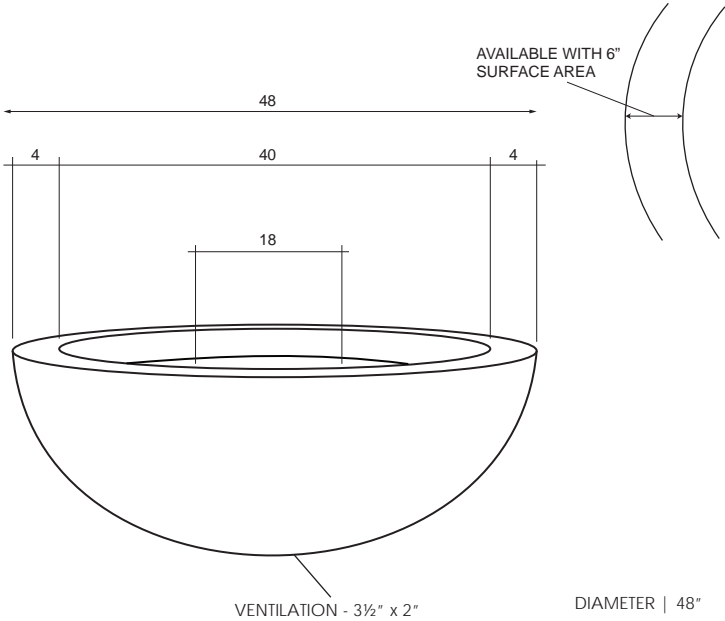
SPECIFICATIONS	
Diameter	30"
Bottom Diameter	14"
Height	18"
Burner Size	15" Diameter / 65,000 BTU
Weight	125 lbs.
Fuel Source	LP or NG
Ignition	Key Valve
Materials	Glass fiber reinforced cement



# Moderno 4



SPECIFICATIONS	
Diameter	48"
Bottom Diameter	24"
Height	17"
Burner Size	18" / 65,000 BTU
Weight	300 lbs.
Fuel Source	LP or NG
Ignition	Key Valve
Materials	Glass fiber reinforced cement



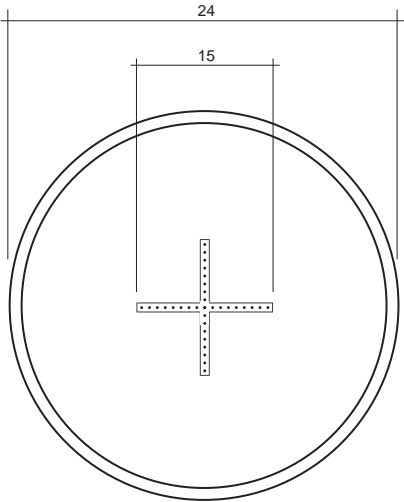
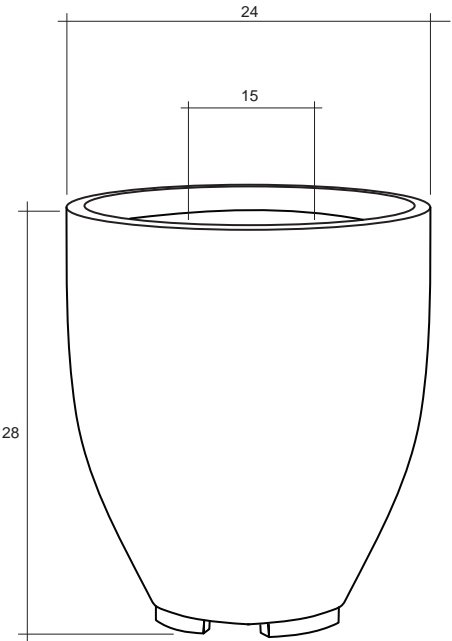
DIAMETER | 48"



# Pentola 1



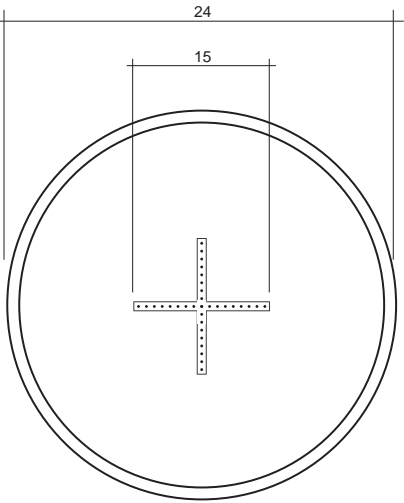
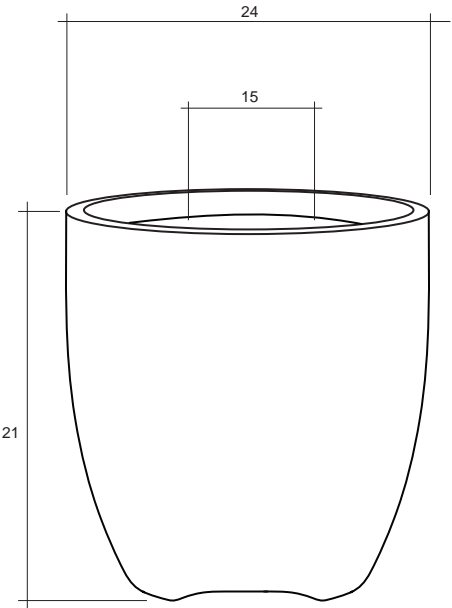
SPECIFICATIONS	
Diameter	24"
Height	28"
Burner Size	15" Diameter / 65,000 BTU
Weight	135 lbs.
Fuel Source	LP or NG
Ignition	Key Valve
Materials	Glass fiber reinforced cement



# Pentola 2



SPECIFICATIONS	
Diameter	24"
Height	21"
Burner Size	15" Diameter / 65,000 BTU
Weight	125 lbs.
Fuel Source	LP or NG
Ignition	Key Valve
Materials	Glass fiber reinforced cement

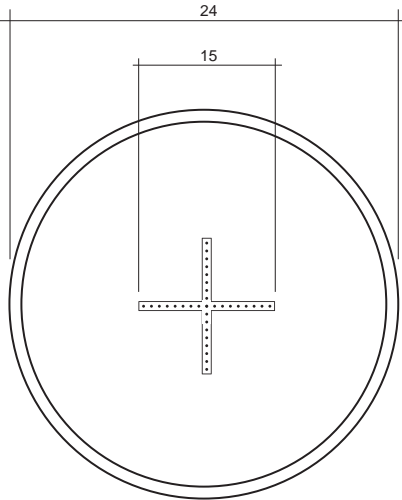
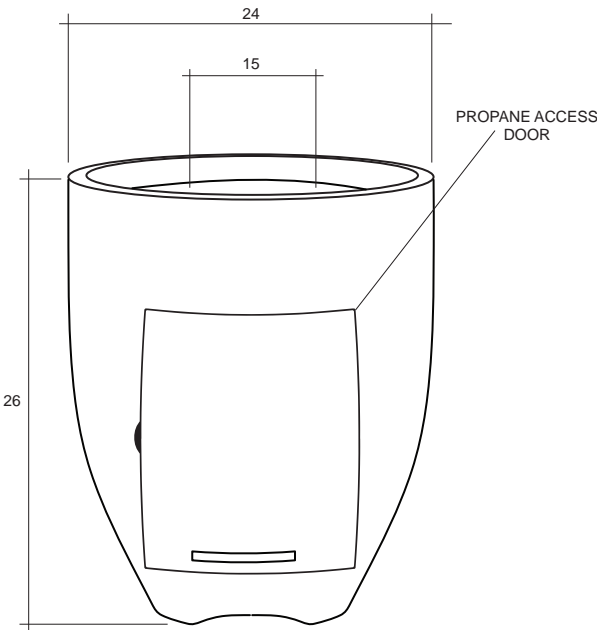




# Pentola 3 (Enclosed Propane Unit)



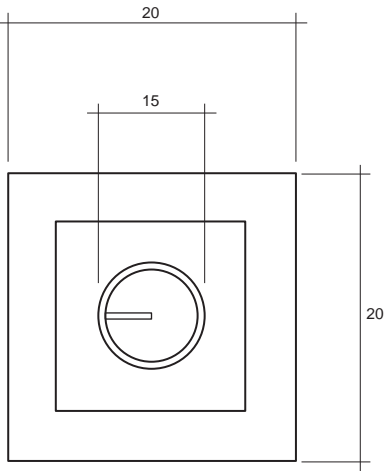
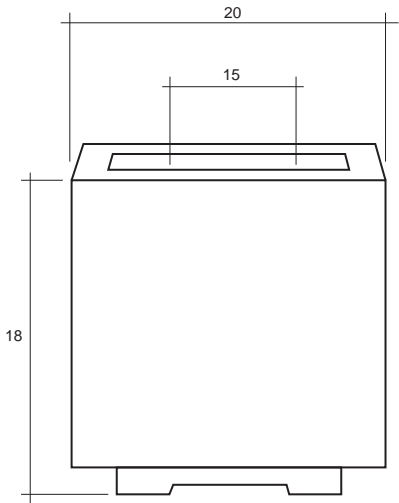
SPECIFICATIONS	
Diameter	24"
Height	26"
Burner Size	15" / 65,000 BTU
Weight	135 lbs.
Fuel Source	Enclosed Propane
Ignition	Key Valve
Materials	Glass fiber reinforced cement



# Scatola



SPECIFICATIONS	
Width	20"
Height	18"
Burner Size	14" / 65,000 BTU
Weight	130 lbs.
Fuel Source	LP or NG
Ignition	Key Valve
Materials	Glass fiber reinforced cement





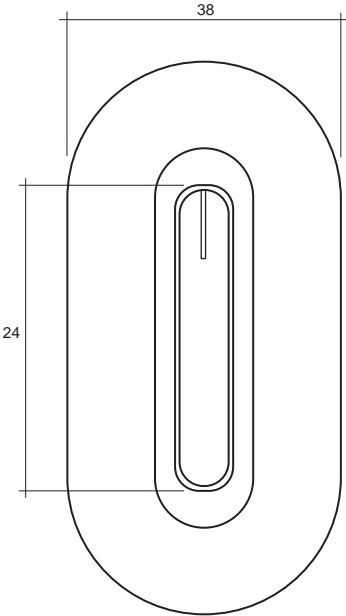
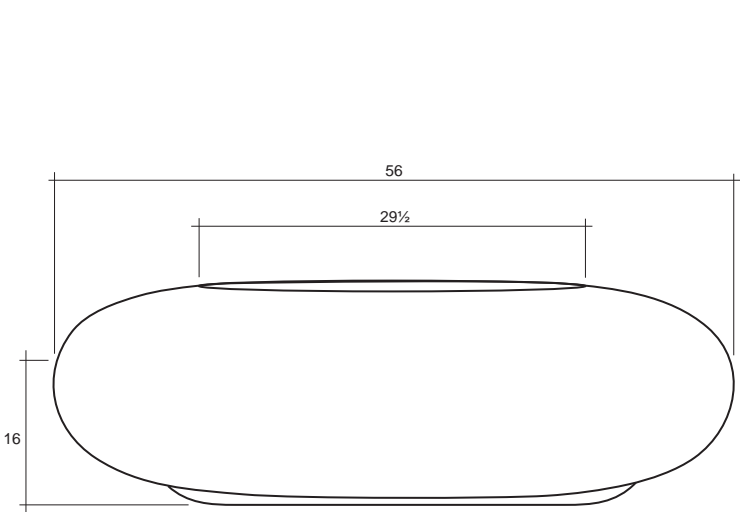




# Pebble



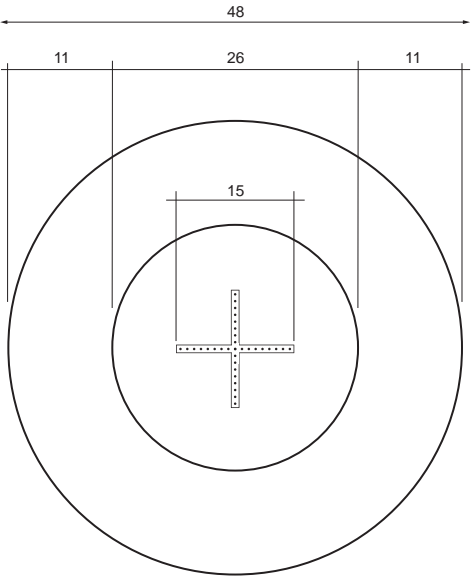
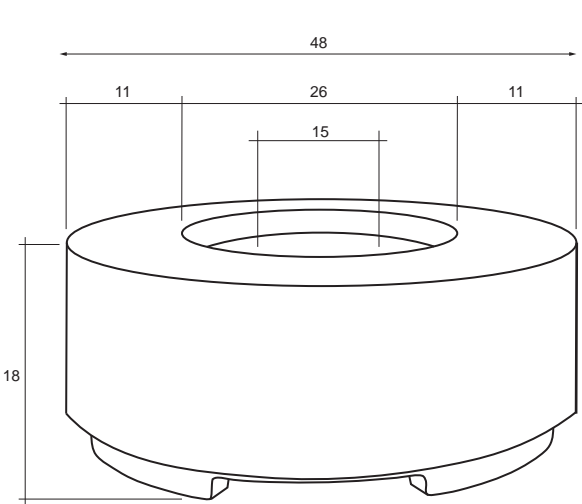
SPECIFICATIONS	
Width	38"
Length	56"
Height	16"
Burner Plate Size	29½ x 9½" / 65,000 BTU
Weight	350 lbs.
Fuel Source	LP or NG
Ignition	Key Valve
Materials	Glass fiber reinforced cement



# Rotondo



SPECIFICATIONS	
Diameter	48"
Height	18"
Surface	11"
Burner Size	15" / 65,000 BTU
Weight	430 lbs.
Fuel Source	LP or NG
Ignition	Key Valve
Materials	Glass fiber reinforced cement

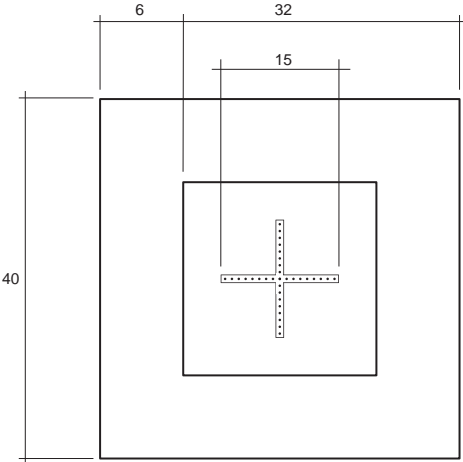
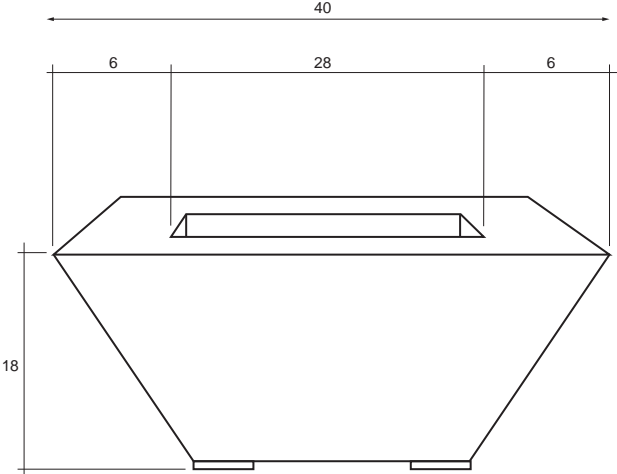




# Lombard



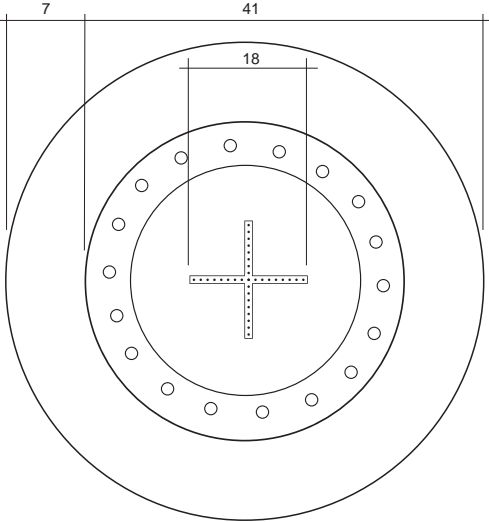
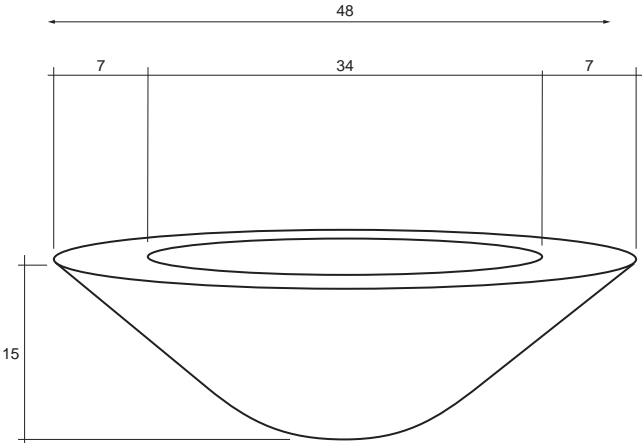
SPECIFICATIONS	
Width	40"
Height	18"
Surface	6"
Burner Size	18" / 65,000 BTU
Weight	280 lbs.
Fuel Source	LP or NG
Ignition	Key Valve
Materials	Glass fiber reinforced cement



# Embarcadero



SPECIFICATIONS	
Diameter	48"
Height	15"
Surface	7"
Burner Size	18" / 65,000 BTU
Weight	225 lbs.
Fuel Source	LP or NG
Ignition	Key Valve
Materials	Glass fiber reinforced cement



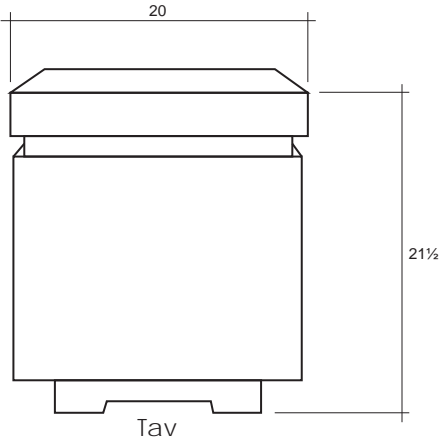


# Propane Enclosures



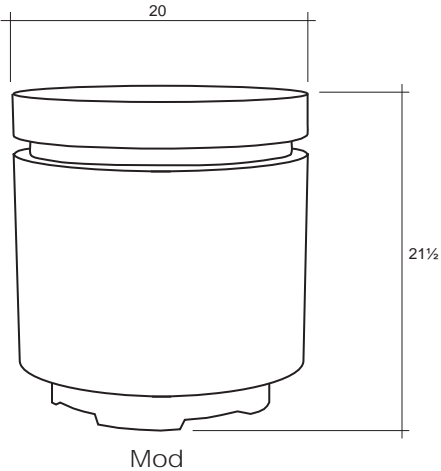
**TAV SPECIFICATIONS**

Width	20"
Height	21½"
Weight	80 lbs.
Materials	Glass fiber reinforced cement



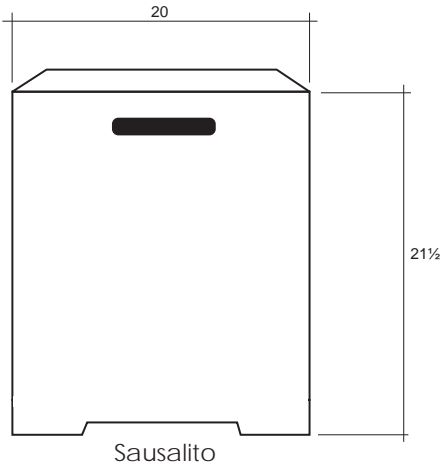
**MOD SPECIFICATIONS**

Diameter	20"
Height	21½"
Weight	80 lbs.
Materials	Glass fiber reinforced cement



**SAUSALITO SPECIFICATIONS**

Width	20"
Height	21½"
Weight	80 lbs.
Materials	Glass fiber reinforced cement













Pewter



Natural



Café



Ultra



Ebony



3/4" Volcanic Rock



We work with you to create custom, visionary designs coupled with handcrafted processes to meet your project needs & requirements.







Prism Hardscapes is dependable, personalized products that capture your outdoor living area ideas down to the last detail.

Before you break ground on a new project, you first need to consider your design preferences. That means learning how to select the perfect colors, shapes and patterns to create an outdoor living space that not only fit your yard, but your lifestyle and vision. Let Prism Hardscapes help get you there.

